

TEACHERS' NOTES

Aimed at primary pupils, the objective of this study guide is to provide a stimulating cross-curricular introduction to the film *Rugrats in Paris - The Movie* whilst meeting a selection of highlighted curriculum requirements. The *Rugrats in Paris - The Movie* study guide has activities which directly address the objectives set out in the word and text level strands of the National Literacy Strategy as well as Geography and Art & Design. It also provides activities on French as a Modern Foreign Language - especially apt as 2001 is the **European Year of Languages** (www.cilt.org.uk/ey2001). The study guide comes with a wallchart for display purposes.



The table provided below can be used for planning and record keeping.

Children do not have to have seen the film before completing the activities.

COMPETITION

The competition on page 6 gives pupils the chance to win a FIRST prize of an exclusive preview screening for the winning class at a local cinema. The ten runners-up will receive sets of the *Rugrats in Paris - The Movie* books. Simply send in a photo of the class design, with your name, details of the class, age and school address on the back. Send it to Film Education, *Rugrats in Paris - The Movie* Competition, Alhambra House, 27-31 Charing Cross Road, London WC2H 0AU.



Closing date: Monday 9th April 2001

FILM SYNOPSIS

Wishes come true in *Rugrats in Paris - The Movie*. Chuckie's dad Chas starts dating again, and it is Chuckie's wish to find a new mom. When Stu Pickles is summoned to Euroreptarland, an amazing new amusement park in Paris, to work on his Reptar invention, Tommy, Chuckie, Angelica, Lil, Phil, Baby Dil, Didi and the whole gang tag along to the city of romance. The *Rugrats* travels take them from the Eiffel Tower to Notre-Dame and everywhere in-between.

www.rugratsinparis.co.uk

UK release 6th April 2001 Certificate U Running time 80 minutes


National Curriculum Guidelines			Scottish Guidelines			
Rugrats Roll Call	English	KS1: EN21b EN31b KS2: EN31d	Rugrats Roll Call	English Language	Functional writing	Levels A, B
The Rugrats New Recruits	English	KS1: EN13e KS2: EN13c	The Rugrats New Recruits	English Language	Reading for information	Levels A, B
The Rugrats Paris Trip Itinerary	Geography	KS1: 1b KS2: 1b,e	The Rugrats Paris Trip Itinerary	Understanding People and Place	Ways in which places have affected people and people have used and affected places	Stages P1-P3
	English	KS1: EN31d KS2: EN31a,e		English Language	Functional writing	Levels A, B
	Geography	KS1: 1b KS2: 1b,e		Understanding People and Place	Aspects of the physical and built environment	Stages P1-P3
The Rugrats Passport To Paris	English	KS1 + KS2: 1a	The Rugrats Passport To Paris	Art & Design	Investigating visually and recording	Levels A, B
The Rugrats Rough Guide To Paris	Geography	KS1: EN31d KS2: EN31a,e		English Language	Functional writing and personal writing	Levels A, B
Ecoutez Et Répétez Avec Les Razmoket	Modern Foreign Languages	KS2: 1e	The Rugrats Rough Guide To Paris	Understanding People and Place	Aspects of the physical and built environment	Stages P1-P3
Rugrats On Film	English	KS1: EN21m,n, EN3: 10 KS2: EN22b, 3c,d, EN3	Rugrats On Film	English Language	Reading for information and enjoyment, reading to reflect on the writer's ideas and craft	Levels A, B
National Literacy Strategy			Northern Ireland National Curriculum			
Rugrats Roll Call		RYM3, 1L12, Y1T2TL4, T3TL5, Y2T2TL7, Y3T3TL24	Rugrats Roll Call	English	Expected outcomes	KS1: b,g, KS2: b
The Rugrats New Recruits		Y1T2TL8, Y2T2TL6, Y3T2TL3, Y4T1TL2, Y5T1TL3	The Rugrats New Recruits	Geography		KS1: Jobs and transport KS2: Where people live and what people do
The Rugrats Paris Trip Itinerary		Y1T1TL15	The Rugrats Paris Trip Itinerary	English	Making lists	KS1 & 2
The Rugrats Passport To Paris		Y1T2TL15, Y2T2TL14, Y3T2TL8	The Rugrats Passport To Paris	Geography	Homes and buildings	KS1 & 2
The Rugrats Rough Guide To Paris		RYTL15, Y1T2TL25, Y2T3TL19, 20, 21, Y3T1TL21, 22, Y4T1TL27, Y5T2TL22, Y6T1TL17, 18	The Rugrats Passport To Paris	English	Descriptions of people	KS1 & 2
Rugrats On Film		Y3T2TL1, Y5T1TL1, Y5T2TL2, Y6T1TL1, Y6T2TL1	The Rugrats Rough Guide To Paris	English	Descriptions of places	KS1 & 2
			Rugrats On Film	Geography	Homes and buildings	KS1 & 2
			Rugrats On Film	English	Reading for information	KS1 & 2

If you would like to arrange a school screening of *Rugrats in Paris - The Movie* at your local cinema, we strongly recommend that you contact your local cinema manager who may be able to provide a screening to suit the school timetable.


www.filmeducation.org

RUGRATS ROLL CALL


The Rugrats are back on our big screens!




Tommy
Pickles




Angelica
Pickles




Chuckie
Finster




Spike the dog



Dil
Pickles



Phil and Lil
Deville



This time, they are off to Europe - to Paris in France - to be exact.



Didi and Stu have the job of organising the Rugrats onto the aeroplane bound to France. Put the names above in alphabetical order according to the FIRST names so that it is easier for them.

AFTER YOU HAVE SEEN THE FILM

- Pretend to be one of the Rugrats. Write about some of the things that you got up to on the plane journey to Paris.
- Can you name any other characters and add them to your list?

THE RUGRATS NEW RECRUITS

Whilst the Rugrats are in Paris, they meet some new friends...



COCO LA BOUCHE

Coco is one mean cookie. As the head of Euroreptarland in Paris, she is responsible for bringing the Rugrats to Paris because she orders Stu to come

over to mend his monster invention 'Reptar'. Driven by ambition, she will do anything to get to the top - even if it means marrying someone that she does not love...



KIRA WATANABE

Kira is nothing like Coco; she is kind and caring and is very nice to the Rugrats. She is the put-upon assistant to Coco who befriends the children and

introduces them to her daughter, Kimi.



KIMI WATANABE

Kimi the daughter of Kira, is an adventurous and fun-loving toddler who leads the Rugrats on many an escapade in the streets of Paris.



JEAN-CLAUDE

Jean-Claude is Coco's assistant and general dogsbody/henchman. He does all he can to help Coco despite her wicked ways.



MR YAMAGUCHI

Mr Yamaguchi is the ageing president of Euroreptarland who is looking for someone to take over from him. He has devoted his life to bringing joy to children and is keen to make sure that his successor has the same ideas as him.



Some of the new characters are French, whilst some are Japanese. At the end of the film, the Rugrats wear kimonos from Japan. Find out about traditional costumes of these two nations and draw your favourite Rugrat wearing that costume.



Angelica

AFTER YOU HAVE SEEN THE FILM

Who was your favourite new character? Why?

THE RUGRATS PARIS TRIP ITINERARY



As you can imagine, the Rugrats are very excited about going to Paris.

Going on a big trip like this takes a lot of planning and preparation. Bags have to be packed, passports and tickets collected, the journey has to be mapped out and someone has to research where to go once you are there.



Write a list of 'things to take' for each of the characters listed below. Remember, some of the grown-ups will have to take things for the babies - like bottles and nappies for example!

Didi Tommy Phil and Lil Angelica Chuckie Spike the dog



What would you take on a trip to Paris? Write a list.

The animators for the movie had to do some research into what life was like in Paris before they started making the movie. Imagine that you are one of those animators. Find out as much as you can about Paris and draw some sketches of the famous landmarks that there are to visit. Use books in the library or search the internet for inspiration. Draw three 'background shots' from what you find out. (Background shots are what you would see in the background as the Rugrats are walking down the street.) In the film we see many Parisian landmarks, including the Eiffel Tower, the Sacre Coeur and Notre-Dame. We also see the River Seine, French café's, cobble streets and lots of French people. Try to include these in your designs.




NB Teachers - A list of useful website addresses can be found on page 5.

AFTER YOU HAVE SEEN THE FILM

Which landmarks do you remember Spike the dog discovering when he escapes from the hotel room?

THE RUGRATS PASSPORT TO PARIS



Everybody needs a passport if travelling abroad - including the Rugrats.



Design a fun passport for your favourite Rugrat. It has to include the following information:

name

age

nationality

drawing of passport photo

name and photo of parents or guardian

favourite hobby

drawing of best friend

favourite object

favourite word

likes

dislikes



Design your own passport in the same style. The Rugrats get a special stamp in their passports when they visit France. Draw some stamps in yours from countries that you would like to visit.

AFTER YOU HAVE SEEN THE FILM

Grown-ups sometimes have to write what their job or qualification is in their passport. What do you think Stu, Chas and Charlotte have for their job title in their passports?

THE RUGRATS ROUGH GUIDE TO PARIS

One important thing to take with you when you go away on holiday is a guide book. That way you will know which places to visit and what the customs of the local people are.



Find out as much as you can about Paris and compile a brochure or guide book to help the Rugrats around the famous sites. You can work in pairs or groups - your teacher will decide. Try to include the following information:

*famous landmarks • typical food
language spoken • traditional costume
brief history of the country • typical school day
famous French people*



Use the internet to help you. Visit the following websites:

www.rugratsinparis.co.uk

www.zipzapfrance.com

www.geocities.com/Broadway/2985


www.odci.gov/cia/publications/factbook/geos/fr.html

www.ontheline.org.uk/explore/journey/france/frindex.htm

www.worldbook.com/fun/atw/html/atw.htm

www.region-bretagne.fr/english/

Imagine that you have been asked to find a world location for the next Rugrats movie. It has to be a fun and exciting backdrop for the Rugrats new adventures. Describe where you would choose (it can be anywhere in the world) and give five reasons why. Design a film poster for your chosen location.



AFTER YOU HAVE SEEN THE FILM

Which famous landmark in Paris gets a bashing from Reptar?

ECOUTEZ ET REPETEZ AVEC LES RAZMOKET

Rugrat Angelica thinks she is a real whizz-kid at French when, in fact, her babbling makes little sense at all! Could you teach her a few French words?



2001 is the European Year of Languages and what better way to learn a little bit of French than with the Rugrats?!



Match the English words with their French meanings:

*l'enfant • douze • papa • six • la maison • bonjour • onze • au revoir
je m'appelle • neuf • maman • huit • dix • sept • le chien • j'ai ___ ans*



father



mother



the dog




the baby



the house



I am ___ years old



goodbye

6

six

7

seven

8

eight

9

nine

10

ten

11

eleven

12

twelve



good day



My name is...

AFTER YOU HAVE SEEN THE FILM

Which character do you think is best at speaking French?

COMPETITION

Here is your chance to become practically bi-lingual and to win a fantastic prize for your school at the same time!

Here is what you have to do:

As a class, devise a 'Rugrats first French word list' that you think might help the Rugrats communicate whilst they are in France. Turn the list into a wall display or frieze for the classroom making it as bright and colourful as possible and try to include some pictures of the Rugrats characters as well. Ask your teacher to take a picture of your display and send it in to us here at Film Education.

The best design will win an exclusive preview screening for the class at a local cinema. The ten runners-up will receive sets of the *Rugrats in Paris - The Movie* books.

Competition deadline Monday 9th April 2001

GOOD LUCK!

NB Teachers - Competition entry details are on the inside front cover.

TERMS AND CONDITIONS: This competition is open to all schools in the UK. All entries must be received by Monday 9th April 2001. Details of the winners will be published in Film Education's CINEKIDS newsletter and on Film Education's website. Entry into this competition allows Film Education permission to use the winners' name (and their school name) for publicity purposes. There will be no cash alternative to the prizes awarded. The judges' decision is final and no correspondence will be entered into.

We regret that we cannot return the entries. This competition is open to all primary pupils except for the relatives of employees of Film Education, Nickelodeon and United International Pictures.



RUGRATS ON FILM


Rugrats in Paris - The Movie was planned in great detail before it reached us in its big screen format. First of all, a script is written - an example of which is on page 8. Then the script is turned into a storyboard (page 9).

All films have storyboards - they show how the film crew will have to break down each scene in order to film it. A storyboard shows diagrams of what is happening on screen with a few notes detailing special or sound effects next to the drawings.



Turn the script extract, shown on page 8 of this guide into a storyboard thinking carefully about how the words can be used alongside animated images.
Remember *Rugrats in Paris - The Movie* is an animated film, so let your imagination run wild! Draw in the style of the *Rugrats* cartoons, if you can.

NB Teachers - Script extract can be found on page 8



NB Teachers - To do this activity, children will also need the 'storyboard' worksheet (page 9).

Imagine what happens next. Draw the next five shots as if you were storyboarding the scene. You will need to fill in some information as well, for example the camera angle and the dialogue. Work in groups and try not to concentrate too hard on the drawings; you are telling a story not creating a work of art! Make sure that by the end of the storyboard you have written down in note form what is actually happening next to each picture.




ANIMATION ANTICS



Rugrats in Paris - The Movie is an animated film. How does animation work? Find out by clicking on the Animation Resource on Film Education's website www.filmeducation.org

Make your own favourite Rugrat movie! Make a Rugrat flip book, using the guidelines at www.filmeducation.org/primary/animation/starting.html

Start practising now by drawing your favourite Rugrat in different poses!



AFTER YOU HAVE SEEN THE FILM

What happened at the start (opening sequence) of the film? Can you remember how it looked different to the rest of the film?

SCRIPT EXTRACT

Example of actual script

"RUGRATS DEUX" 8/10/99
CONFORMED DRAFT REVISION

38

KIMI
Uh oh. We gots trouble. Follow me.

She darts off through the back sides of the midway rides--^{*1}

^{*2} INT. STAMPEDE RIDE

The babies run amidst dozens of stampeding Reptar feet.

INT. SAMURAI OF THE SEA RIDE

The babies run throughout the mechanics of the ride.

^{*3} EXT. SWINGING JUNK

It's an enormous swinging ship like the Bucaneer Ride. The babies toddle underneath in the path of the ship's swing. As Chuckie passes through, a piece of the ship catches his pants and swings him up into the air with the ship.

CHUCKIE
Whooooa!

He's gently returned to land where Kimi pulls him away.

CHUCKIE
I seed my life flash afore my eyes. It only taked a second.

They round the corner and try to get their bearings.

TOMMY
I don't see the castle no more.

CHUCKIE
Never mind, you guys. (scared) I don't think I want to go to the castle no more.

TOMMY
But don't you want to get your new mommy?

CHUCKIE
Yeah, but--

PHIL^{*4}
Uh, guys. I founded the bowlcano.

Phil points to the nearby steaming crater of the volcano as they realize they're standing on the RUMBLING volcano.

LIL^{*5}
Is that thumper?

NB Teachers: Explanations

^{*1} ...back sides of the midway rides... = running up behind the ride in the middle of the stampede ride

^{*2} INT = internal


^{*3} EXT = external

^{*4} bowlcano = volcano

^{*5} thumper = thunder

Rugrats in Paris - The Movie © August 10, 1999 David Weiss & J David Stern and Jill Gorey & Barbara Herndon and Kate Boufflier. © Klasky Csupo Inc.

STORYBOARD




SPECIAL OR SOUND EFFECTS

.....

.....

.....

.....




SPECIAL OR SOUND EFFECTS

.....

.....

.....

.....




SPECIAL OR SOUND EFFECTS

.....

.....

.....

.....




SPECIAL OR SOUND EFFECTS

.....

.....

.....

.....



SPECIAL OR SOUND EFFECTS

.....

.....

.....

.....